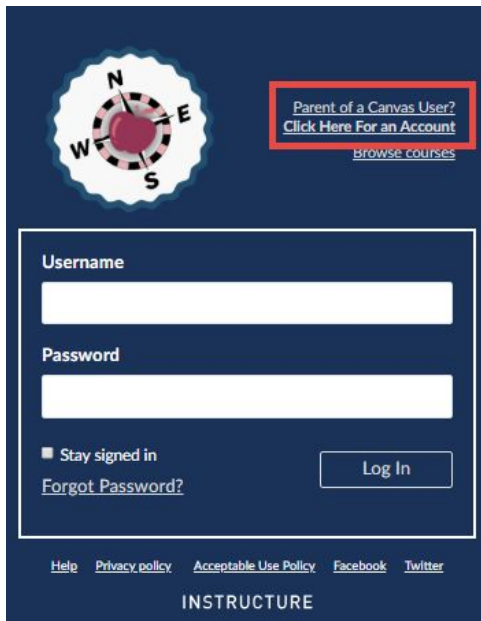


# Creating a Parent Account, Generating a Pairing Code for a Canvas Observer, and Pairing with an Observer

Parents can create an account in Canvas, and then be linked to their children as an Observer. This document will inform you on the process of making the Parent account, of how a student generates the Pairing Code, and of how the Parent uses the code to observe their children.

## Setting up a Parent Account:

1. Go to [nacs.instructure.com](https://nacs.instructure.com)
2. Click on the region inside the red rectangle in the picture below.



3. Enter in your sign up details.

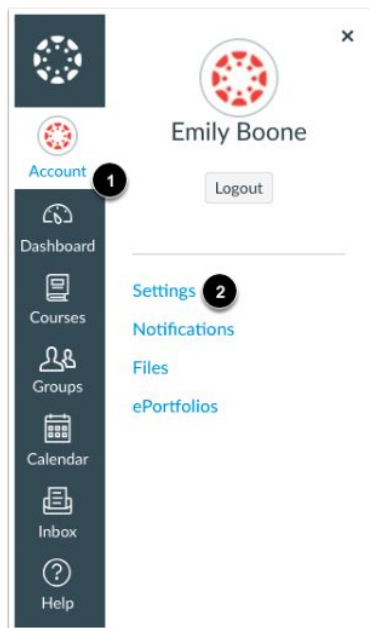
Enter the following information:

- Enter your name in the **Your Name** field.
- Enter your email in the **Your Email** field.
- Enter your password in the **Password** field.
- Re-enter your password in the **Re-enter Password** field.
- Enter a pairing code to link your account to your student in the **Student Pairing Code** field.
- Agree to the terms of use by clicking the **You agree to the terms of use** checkbox.
- Click the **Start Participating** button.

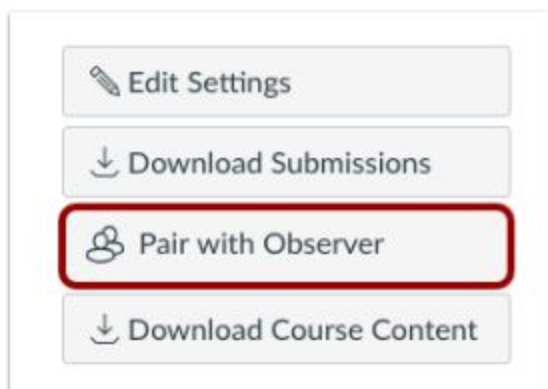
Students must create a separate pairing code for each observer who wants to link to their account. In other words, the student creates a different parent code for both mom and dad.

### Generating a Pairing Code:

1. After logging into Canvas ([nacs.instructure.com](https://nacs.instructure.com)), the student clicks on Account, and then clicks on Settings.



2. On the next screen, click on Pair with Observer.

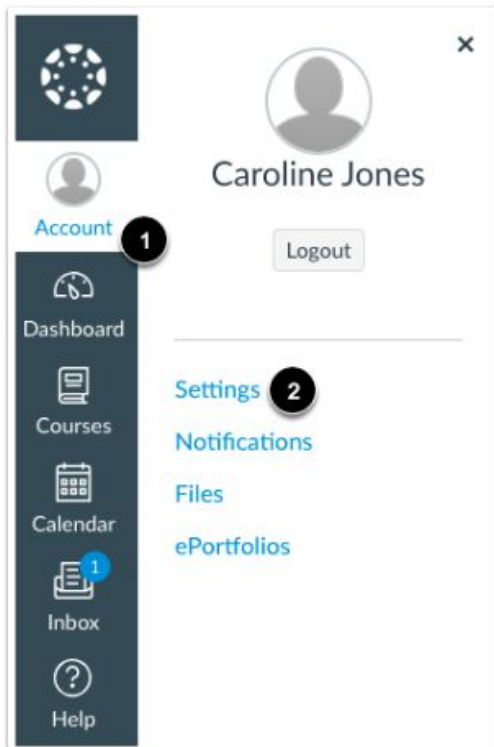


3. Copy the code that is generated, and give it to the Observer. **Note: This code only works for 7 days. After that, you will need to generate a new code.**

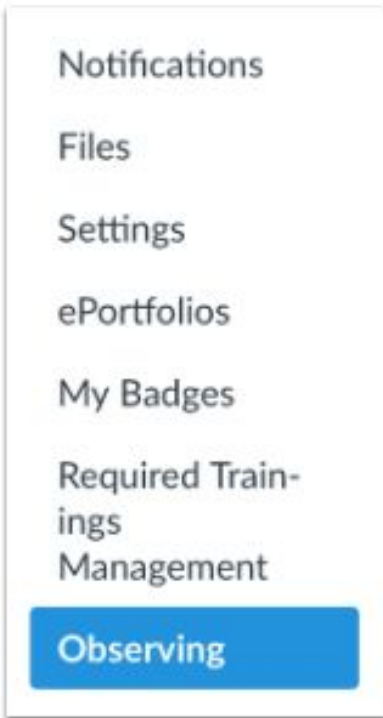


### Pairing the Observer with the Student:

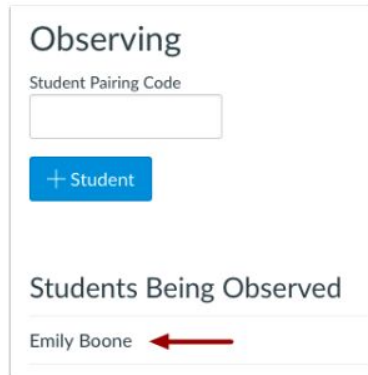
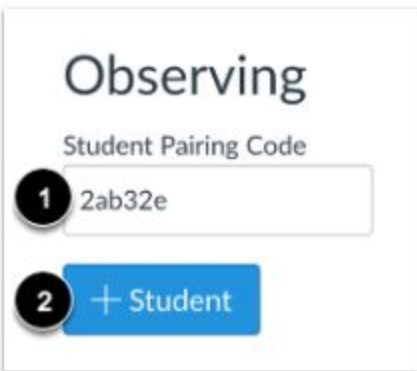
1. Observer logs into Canvas ([nacs.instructure.com](https://nacs.instructure.com)). Once on the Dashboard, click on Account, and then Settings.



2. Click on Observing.



3. Enter in the pairing code, and click +Student. Do the same with a separate pairing code to add more children to your Observer account.



Once Observers have paired themselves with a student, the student's courses will show up on the Observer's Dashboard.